




LAWN EDGE

- ✔ Separate the lawn from the garden bed
- ✔ Lay two ways for high edge or mowing strip
- ✔ Light weight great for DIY

Lawn Edge is a versatile DIY friendly garden edging unit for use in home gardening projects. Separate your lawn from the garden bed, stop turf runners from creeping into your plants and create formal and well defined zones with this easy to install, light weight edger.

AVAILABLE SIZE



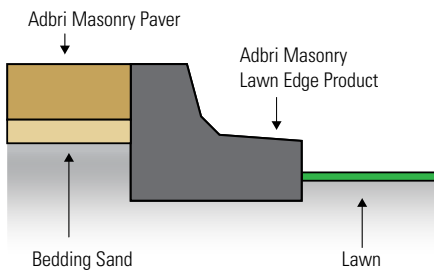
Lawn Edge Block
4.35 units per lineal metre

TECHNICAL DATA

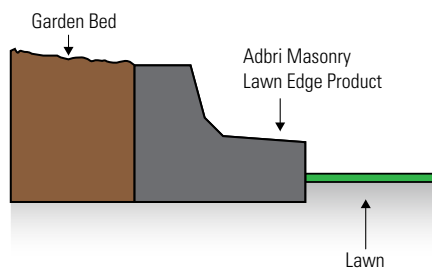
Dimensions - 230mm x 80mm x 110mm
Weight - 2.9kg
No. Per Lineal Metre - 4.35 units
No. per pallet - 280 units

USING LAWN EDGE IN YOUR PROJECT

Paving Edger



Lawn Edger



COLOUR OPTIONS




Whilst these swatches provide a good indication of the products colour, you should always sight product samples before use.

RECOMMENDED FOR



Garden Edge



“The solution to your eye sore edging!”



BRICKS | BESSER® BLOCKS | PAVERS | RETAINING WALLS

Contact Us

adbrimasonry.com.au 1300 365 565 enquiries@adbri.com.au

Lawn Edge Flyer
Adbri Masonry Pty Ltd
ABN: 31 009 687 521
The Adbri Masonry logo is a registered trademarks of Adbri Masonry Pty Ltd.

adbriMASONRY
inspired living